



To place into ALT 100 or ENG 101, choose EdReady English Placement by clicking the blue Go to Goal button.




To place into MAT 140, 141, or 142, choose Quantitative Reasoning Alg Stats Placement by clicking the blue Go to Goal button.



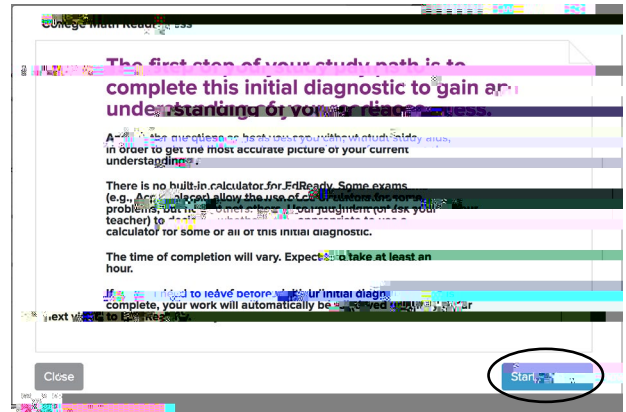
To place into ALT 100, RDG 081, or RDG 100, choose College Reading Placement by clicking the blue Go to Goal button.



To place into or exempt out of CRE 101, choose College Critical Reading and Critical Thinking Placement by clicking the blue Go to Goal button.



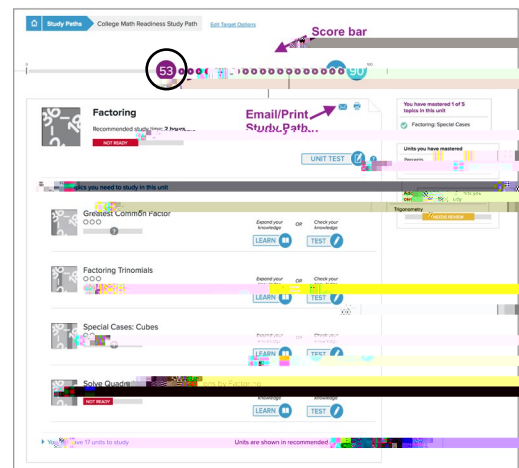
To start the diagnostic, click on the start test now button, and you will be given a series of questions. It will take about one hour to complete the diagnostic.



If you don't know something, be sure to use the Skip button. If you need to leave the diagnostic before you finish, click Save and close. You will be able to finish at another time.



After you complete the diagnostic, you will see a score inside a purple circle on the scorebar. This is the score that will determine in which English, math, or reading course you can enroll. Please provide a screenshot of this score for an advisor to help you with course enrollment if needed.



If you do not get the score you need, or you want to increase your score in EdReady, you can work through the study plan provided. Once you have the score you need for course placement, discuss your new options with an advisor.